

Signify Classified - Internal
Cooper Lighting Solutions Photometric Lab
1121 Highway 74 South
Peachtree City, GA 30269



Scaled data based on original data using
LM-79-08 Approved Method: Electrical and Photometric Measurements of Solid-
State Lighting Products

Test Report Prepared for
Cooper Lighting Solutions
(formerly Eaton)

Brand: McGRAW-EDISON

Report Number: P833967

Luminaire Tested: **TTN-D3-750-U-WQ-SG-UPL3**

Issue Date: 5/15/2024

Test Information

Test Method: LM-79-08
Report Number: P833967
REPORT IS FROM IESNA LM-79-08 TEST DATA - UPLIGHT (G3-2308-121-4) AND
Test Lab: INNOVATION CENTER
Issue Date: 5/15/2024
Manufacturer: COOPER LIGHTING SOLUTIONS (FORMERLY EATON)
Product Line: MCGRAW-EDISON
Catalog Number: TTN-D3-750-U-WQ-SG-UPL3
Description: TOPTIER NANO LED PARKING GARAGE LUMINAIRE WITH UPLIGHT
5000K, 70 CRI LEDS AND WIDE DISTRIBUTION WITH SOLITE GLASS
Light Source: -
Ballast/Driver: -

Summary

Lumens per Lamp: N/A
Luminaire Lumens: 7361.6 lumens
Efficiency: N/A
Efficacy: 111.2 lumens/watt
Luminous Opening: Vertical Cylinder (Dia: 0.71' x H: 0.1')
IES Classification: Type V - Short
BUG Rating: B3 - U4 - G1

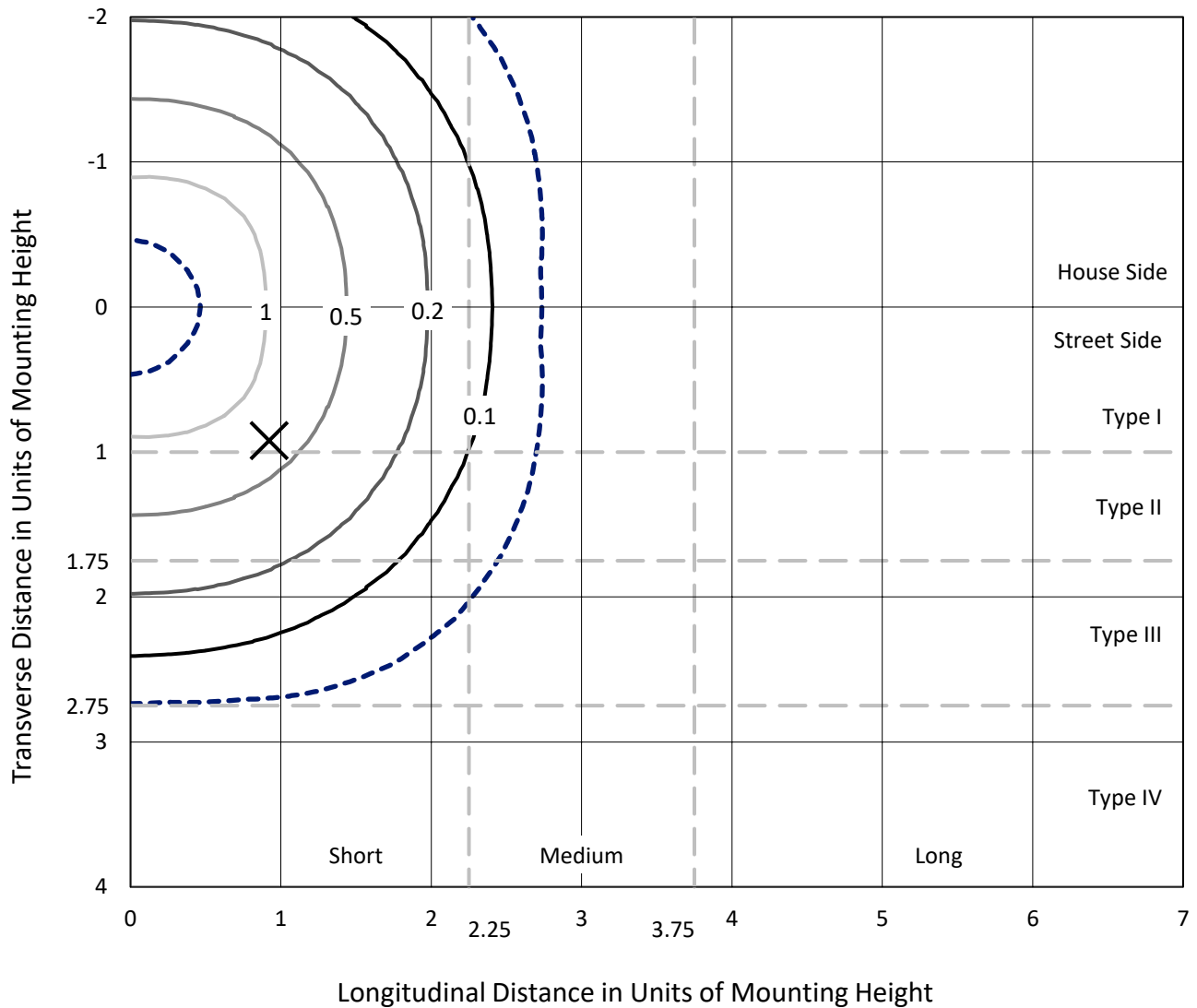
Input Watts (W): 66.2
Input Voltage (V): NR
Input Current (Ain): NR
Voltage Rise (V): NR
Power Factor: NR
Total Harmonic Distortion (THDi): NR
Frequency (hertz): 60
Stabilization Time: NR
Operation Time: NR
Ambient Temperature (°C): NR
Test Distance: 24 FT



REPORT NUMBER: P833967
 CATALOG NUMBER: TTN-D3-750-U-WQ-SG-UPL3

Iso-Footcandle Lines of Horizontal Illumination

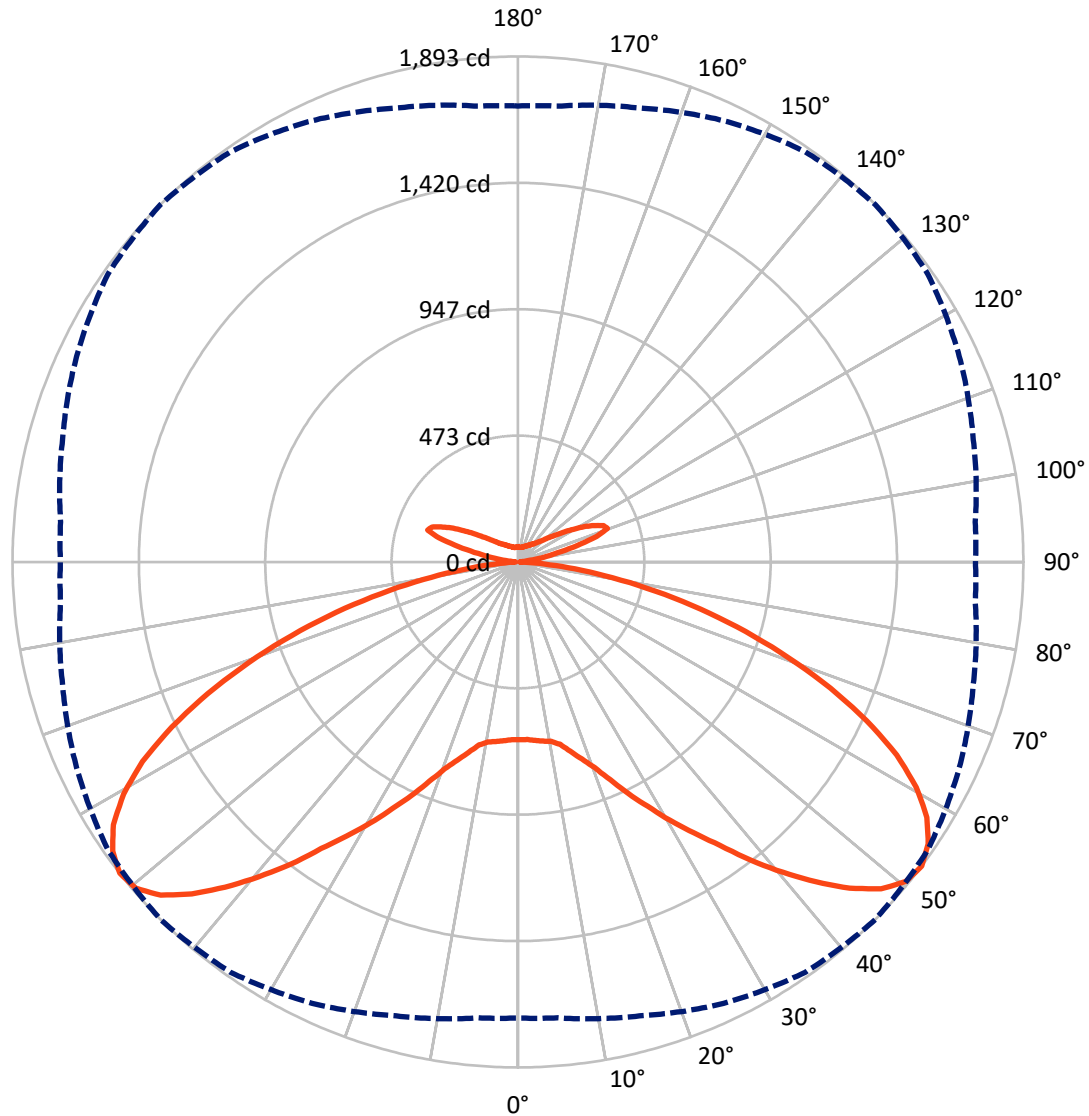
✕ Max cd
 - - - 1/2 Max cd



Based on 25 foot mounting height. Maximum calculated value = 1.2 fc
 Type V - Short - N/A

REPORT NUMBER: P833967
CATALOG NUMBER: TTN-D3-750-U-WQ-SG-UPL3

Luminous Intensity Polar Plot



— Vertical Plane Through 45-Deg Lateral - - - Horizontal Cone Through 52.5-Deg Vertical

REPORT NUMBER: P833967
 CATALOG NUMBER: TTN-D3-750-U-WQ-SG-UPL3

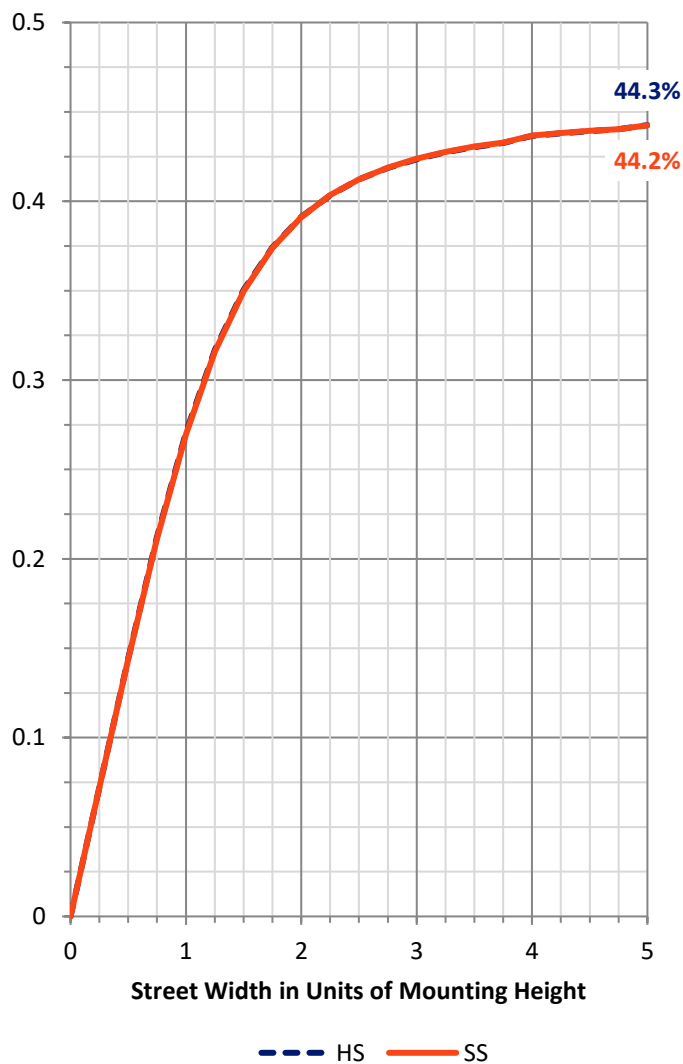
FLUX DISTRIBUTION:

		Downward	Upward	Total
House Side	Lumens	3275.1	405.8	3680.8
	% Fixture	44.5	5.5	50.0
Street Side	Lumens	3275.1	405.8	3680.8
	% Fixture	44.5	5.5	50.0
Total	Lumens	6550.1	811.5	7361.6
	% Fixture	89.0	11.0	100.0

ZONAL LUMENS:

Zone	Lumens	% Fixture
0°-10°	64.3	0.9
10°-20°	211.3	2.9
20°-30°	446.0	6.1
30°-40°	814.8	11.1
40°-50°	1297.1	17.6
50°-60°	1568.4	21.3
60°-70°	1318.7	17.9
70°-80°	699.0	9.5
80°-90°	130.4	1.8
90°-100°	18.1	0.2
100°-110°	184.1	2.5
110°-120°	269.1	3.7
120°-130°	156.2	2.1
130°-140°	82.7	1.1
140°-150°	49.1	0.7
150°-160°	30.3	0.4
160°-170°	16.5	0.2
170°-180°	5.4	0.1
0°-90°	6550.1	89.0
0°-180°	7361.6	100.0

Coefficient of Utilization

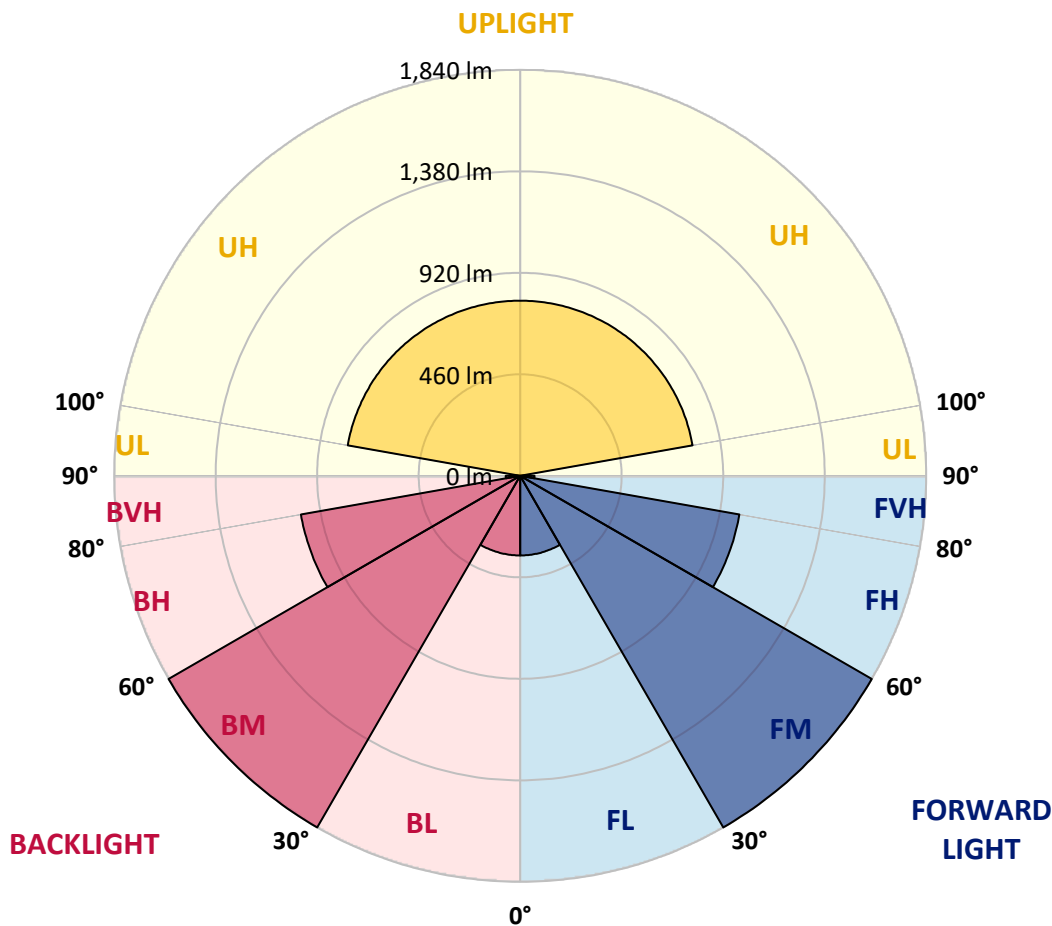


REPORT NUMBER: P833967
 CATALOG NUMBER: TTN-D3-750-U-WQ-SG-UPL3

LUMINAIRE CLASSIFICATION SYSTEM LUMEN TABLE AND BUG RATING:

Zone	Lumens	% Fixture	Zone Rating/Lumen Limit		
			B	U	G
FL (0°-30°)	360.8	4.9			
FM (30°-60°)	1840.1	25.0			
FH (60°-80°)	1008.9	13.7			G1/1800
FVH (80°-90°)	65.2	0.9			G1/100
BL (0°-30°)	360.8	4.9	B1/500		
BM (30°-60°)	1840.1	25.0	B2/2500		
BH (60°-80°)	1008.9	13.7	B3/2500		G1/1800
BVH (80°-90°)	65.2	0.9			G1/100
UL (90°-100°)	18.1	0.2		U2/50	
UH (100°-180°)	793.4	10.8		U4/1000	

BUG Rating: B3-U4-G1
 Type V Short





REPORT NUMBER: P833967

CATALOG NUMBER: TTN-D3-750-U-WQ-SG-UPL3

CANDELA DISTRIBUTION (FULL):

	0°	5°	15°	25°	35°	45°	55°	65°	75°	85°	90°
0°	665.8	665.8	665.8	665.8	665.8	665.8	665.8	665.8	665.8	665.8	665.8
2.5°	665.8	665.8	665.8	665.8	665.8	665.8	665.8	665.8	665.8	665.8	665.8
5°	671.6	671.6	665.8	671.6	671.6	671.6	671.6	671.6	671.6	671.6	671.6
7.5°	671.6	671.6	671.6	677.4	677.4	677.4	677.4	671.6	671.6	671.6	671.6
10°	683.2	683.2	683.2	683.2	683.2	683.2	683.2	683.2	683.2	683.2	683.2
12.5°	700.6	700.6	700.6	700.6	700.6	700.6	700.6	700.6	700.6	700.6	700.6
15°	729.5	729.5	729.5	729.5	735.3	735.3	735.3	729.5	729.5	729.5	729.5
17.5°	764.2	764.2	770.0	770.0	775.8	775.8	775.8	770.0	764.2	770.0	764.2
20°	816.4	816.4	816.4	822.1	827.9	827.9	827.9	816.4	816.4	816.4	816.4
22.5°	874.3	874.3	874.3	880.0	885.8	885.8	885.8	874.3	874.3	874.3	874.3
25°	943.7	943.7	943.7	949.5	955.3	961.1	961.1	949.5	943.7	943.7	937.9
27.5°	1013.2	1013.2	1024.8	1030.6	1036.4	1036.4	1036.4	1024.8	1019.0	1019.0	1019.0
30°	1094.3	1094.3	1105.8	1111.6	1123.2	1123.2	1123.2	1105.8	1100.0	1094.3	1094.3
32.5°	1169.5	1175.3	1186.9	1198.5	1210.1	1210.1	1215.8	1192.7	1181.1	1175.3	1175.3
35°	1250.6	1256.4	1268.0	1285.3	1296.9	1302.7	1308.5	1285.3	1268.0	1262.2	1262.2
37.5°	1343.2	1349.0	1366.4	1383.7	1406.9	1418.5	1424.3	1389.5	1360.6	1349.0	1349.0
40°	1447.4	1453.2	1470.6	1493.8	1516.9	1528.5	1534.3	1499.5	1470.6	1459.0	1453.2
42.5°	1534.3	1545.9	1563.2	1598.0	1621.1	1638.5	1638.5	1598.0	1563.2	1545.9	1545.9
45°	1615.3	1626.9	1655.9	1690.6	1725.3	1742.7	1736.9	1696.4	1655.9	1632.7	1626.9
47.5°	1679.0	1690.6	1725.3	1765.9	1812.2	1829.6	1823.8	1777.4	1725.3	1696.4	1690.6
50°	1713.8	1719.6	1760.1	1818.0	1864.3	1881.7	1870.1	1823.8	1765.9	1725.3	1719.6
52.5°	1708.0	1713.8	1760.1	1823.8	1875.9	1893.2	1875.9	1823.8	1765.9	1719.6	1713.8
55°	1673.2	1679.0	1725.3	1794.8	1846.9	1864.3	1846.9	1794.8	1731.1	1684.8	1679.0
57.5°	1609.5	1615.3	1661.7	1731.1	1789.0	1806.4	1783.2	1725.3	1661.7	1615.3	1615.3
60°	1516.9	1522.7	1569.0	1644.3	1696.4	1713.8	1684.8	1638.5	1574.8	1522.7	1516.9
62.5°	1395.3	1395.3	1447.4	1522.7	1569.0	1592.2	1563.2	1511.1	1453.2	1395.3	1401.1
65°	1250.6	1244.8	1296.9	1366.4	1418.5	1435.9	1406.9	1360.6	1302.7	1250.6	1250.6
67.5°	1100.0	1100.0	1140.6	1198.5	1244.8	1262.2	1233.2	1192.7	1146.4	1100.0	1100.0
70°	937.9	937.9	966.9	1024.8	1065.3	1076.9	1059.5	1019.0	978.5	937.9	937.9
72.5°	775.8	770.0	799.0	845.3	880.0	891.6	874.3	851.1	804.8	775.8	775.8
75°	613.7	607.9	625.3	665.8	694.8	706.3	689.0	671.6	636.9	613.7	613.7
77.5°	457.4	451.6	469.0	503.7	521.1	526.9	515.3	503.7	474.8	457.4	457.4
80°	312.6	306.9	318.4	341.6	359.0	359.0	353.2	347.4	324.2	312.6	318.4
82.5°	185.3	179.5	191.1	208.4	220.0	214.2	214.2	208.4	191.1	185.3	185.3
85°	81.1	75.3	81.1	92.6	104.2	98.4	98.4	98.4	86.8	81.1	81.1
87.5°	11.6	11.6	11.6	17.4	23.2	17.4	17.4	17.4	11.6	11.6	11.6
90°	6.9	6.9	8.3	8.3	8.3	8.3	8.3	8.3	8.3	6.9	6.9
92.5°	6.9	6.9	6.9	9.7	11.1	9.7	11.1	8.3	8.3	6.9	6.9
95°	8.3	8.3	9.7	12.5	15.3	16.7	16.7	9.7	9.7	8.3	8.3
97.5°	11.1	12.5	12.5	15.3	25.0	45.8	27.8	13.9	13.9	12.5	11.1
100°	18.0	19.4	19.4	34.7	73.6	98.6	70.8	36.1	26.4	19.4	19.4
102.5°	58.3	61.1	75.0	112.5	166.6	151.3	127.7	120.8	83.3	66.6	63.9
105°	148.6	147.2	158.3	187.4	233.3	229.1	211.0	191.6	165.2	152.7	152.7
107.5°	195.8	195.8	205.5	230.5	265.2	309.6	313.8	248.5	218.0	204.1	202.7
110°	220.8	220.8	229.1	249.9	295.7	358.2	355.4	306.8	269.4	251.3	248.5



REPORT NUMBER: P833967
 CATALOG NUMBER: TTN-D3-750-U-WQ-SG-UPL3

CANDELA DISTRIBUTION (continued):

	0°	5°	15°	25°	35°	45°	55°	65°	75°	85°	90°
112.5°	226.3	227.7	238.8	270.7	320.7	348.5	336.0	316.6	299.9	286.0	283.2
115°	234.6	234.6	247.1	277.7	305.5	316.6	302.7	287.4	276.3	270.7	273.5
117.5°	231.9	236.0	238.8	255.5	273.5	281.8	274.9	254.1	245.8	243.0	238.8
120°	215.2	215.2	218.0	226.3	236.0	240.2	237.4	223.5	216.6	215.2	212.4
122.5°	191.6	193.0	191.6	195.8	202.7	206.9	204.1	193.0	190.2	190.2	187.4
125°	168.0	168.0	166.6	169.4	173.6	172.2	173.6	168.0	166.6	166.6	165.2
127.5°	151.3	149.9	147.2	148.6	149.9	149.9	151.3	145.8	147.2	148.6	147.2
130°	134.7	134.7	131.9	131.9	131.9	129.1	131.9	129.1	130.5	131.9	133.3
132.5°	119.4	119.4	115.2	113.9	113.9	113.9	115.2	113.9	116.6	119.4	119.4
135°	106.9	106.9	102.7	104.1	104.1	102.7	104.1	102.7	105.5	106.9	106.9
137.5°	97.2	97.2	94.4	94.4	94.4	93.0	94.4	94.4	95.8	98.6	100.0
140°	88.9	88.9	87.5	87.5	86.1	87.5	87.5	87.5	88.9	90.2	90.2
142.5°	84.7	83.3	81.9	80.5	81.9	81.9	81.9	80.5	81.9	84.7	84.7
145°	77.8	77.8	76.4	76.4	76.4	77.8	76.4	76.4	77.8	77.8	79.1
147.5°	73.6	73.6	72.2	73.6	73.6	73.6	73.6	72.2	73.6	73.6	75.0
150°	72.2	70.8	69.4	70.8	70.8	69.4	69.4	69.4	69.4	70.8	70.8
152.5°	68.0	68.0	66.6	68.0	66.6	66.6	66.6	66.6	66.6	68.0	69.4
155°	65.3	65.3	63.9	65.3	65.3	65.3	65.3	65.3	65.3	65.3	65.3
157.5°	62.5	63.9	62.5	62.5	62.5	62.5	62.5	62.5	62.5	63.9	63.9
160°	61.1	61.1	61.1	61.1	59.7	59.7	59.7	61.1	61.1	61.1	62.5
162.5°	59.7	59.7	59.7	59.7	58.3	58.3	58.3	58.3	59.7	59.7	61.1
165°	59.7	58.3	58.3	58.3	56.9	56.9	56.9	56.9	58.3	59.7	58.3
167.5°	56.9	56.9	56.9	56.9	56.9	55.5	55.5	56.9	56.9	56.9	58.3
170°	56.9	56.9	55.5	55.5	55.5	55.5	55.5	55.5	55.5	55.5	56.9
172.5°	56.9	56.9	56.9	56.9	55.5	55.5	55.5	55.5	55.5	56.9	56.9
175°	56.9	56.9	56.9	56.9	55.5	55.5	55.5	56.9	56.9	56.9	55.5
177.5°	56.9	56.9	56.9	56.9	55.5	56.9	56.9	56.9	56.9	56.9	56.9
180°	56.9	56.9	56.9	56.9	56.9	56.9	56.9	56.9	56.9	56.9	56.9

Cooper Lighting Solutions Photometric Lab
1121 Highway 74 South
Peachtree City, GA 30269



LM-79-2019: Approved Method: Electrical and Photometric Measurements of Solid-State Lighting Products

Report Prepared for

Cooper Lighting Solutions

MCGRAW EDISON

Report Number: SP1-2411-284-3

Test Date: 11/21/2024

Luminaire Tested: TTN-D0-750-U-WQ

Data in this report applies to TT and TTN families of products

Test Information

Test Method: LM-79-2019
 Report Number: SP1-2411-284-3
 Test Lab: COOPER LIGHTING SOLUTIONS
 Photometer: SP1 - 76IN SPHERE
 Measurement Geometry: 4π
 Issue Date: 11/21/2024
 Manufacturer: COOPER LIGHTING SOLUTIONS
 Product Line: MCGRAW EDISON
 Catalog Number: **TTN-D0-750-U-WQ**
 Description: TOPTIER NANO LED PARKING GARAGE LUMINAIRE. 5000K, 70 CRI LEDS AND WIDE DISTRIBUTION

Spectral Parameters

CCT (K): 4876
 CIE u': 0.2086
 CIE v': 0.4932
 Duv: 0.0061
 CIE x: 0.3502
 CIE y: 0.3680
 CIE z: 0.2818
 Peak Wavelength (nm): 451
 Dominant Wavelength (nm): 569
 Purity: 15.51324
 Rf: 74.6
 Rg: 94.4

CRI (Ra):	72.6		
R1:	69.5	R9:	-24.6
R2:	77.0	R10:	44.8
R3:	82.2	R11:	68.2
R4:	72.6	R12:	36.1
R5:	69.3	R13:	70.5
R6:	67.6	R14:	89.9
R7:	83.7	R15:	63.1
R8:	58.6		



Test Conditions

Stabilization Time: 51M
 Operation Time: 1H 51M
 Sphere Temperature (°C): 24.9

REPORT NUMBER: SP1-2411-284-3

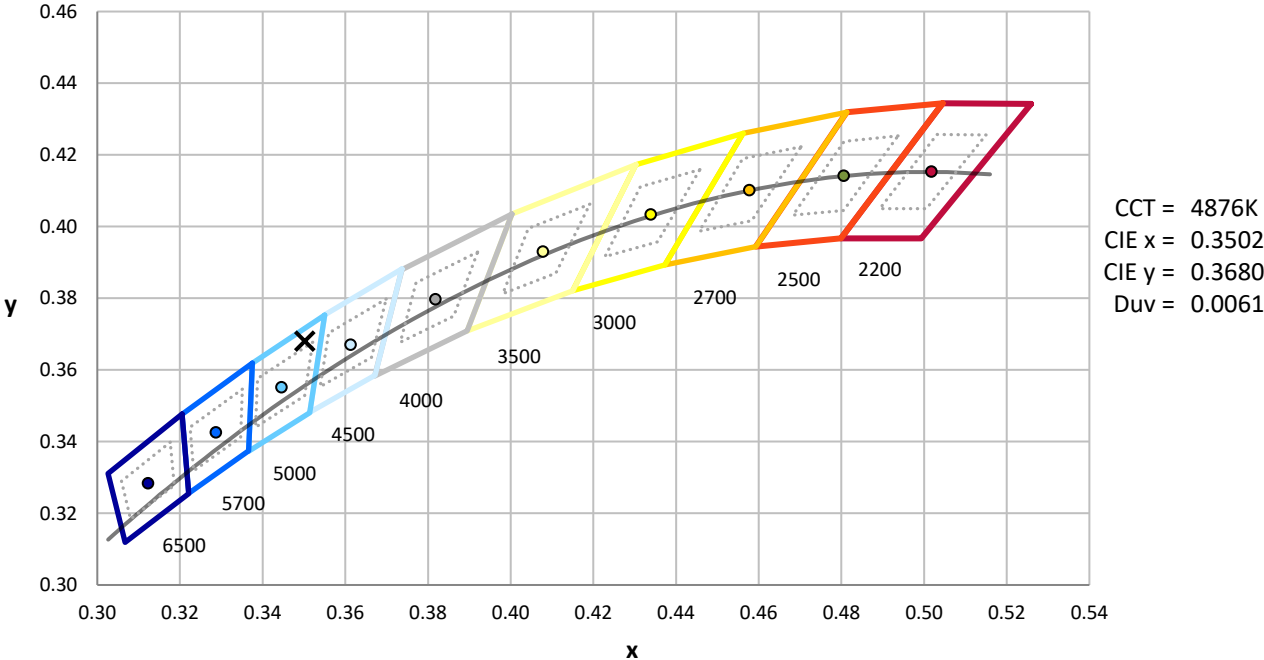
Measurement and Test Equipment			
Instrument	Identification Number	Calibration Date	Calibration Due Date
Photometer	IN0058	6/18/2024	12/18/2024
Power Meter	INXT2011004	2/8/2024	2/8/2025
AC Power Source	IN0063	10/22/2024	10/22/2025
DC Power Source	IN0208	10/22/2024	10/22/2025
Sphere Thermometer	IN0085	10/22/2024	10/22/2025
Room Thermometer	IN0046	10/22/2024	10/22/2025

REPORT NUMBER: SP1-2411-284-3

CIE 1931 Chromaticity Diagram



CIE 1931 Chromaticity Diagram with 2017 ANSI 7-Step and 4-Step Quadrangles



Point lies inside the ANSI 5000K 7-step quadrangle

REPORT NUMBER: SP1-2411-284-3

Photopic Flux vs. Wavelength



Photopic Lumens: NR

λ (nm)	Power W [^] /nm	Lumens (φ/nm)	λ (nm)	Power W [^] /nm	Lumens (φ/nm)	λ (nm)	Power W [^] /nm	Lumens (φ/nm)	λ (nm)	Power W [^] /nm	Lumens (φ/nm)	λ (nm)	Power W [^] /nm	Lumens (φ/nm)
360	0	NR	490	119	NR	620	430	NR	750	16	NR	880	0	NR
365	0	NR	495	156	NR	625	398	NR	755	14	NR	885	0	NR
370	0	NR	500	214	NR	630	368	NR	760	12	NR	890	0	NR
375	0	NR	505	286	NR	635	336	NR	765	11	NR	895	0	NR
380	0	NR	510	357	NR	640	306	NR	770	9	NR	900	0	NR
385	0	NR	515	425	NR	645	276	NR	775	8	NR	905	0	NR
390	1	NR	520	480	NR	650	248	NR	780	7	NR	910	0	NR
395	2	NR	525	523	NR	655	221	NR	785	6	NR	915	0	NR
400	4	NR	530	554	NR	660	196	NR	790	5	NR	920	0	NR
405	7	NR	535	575	NR	665	173	NR	795	4	NR	925	0	NR
410	11	NR	540	592	NR	670	152	NR	800	4	NR	930	0	NR
415	21	NR	545	603	NR	675	133	NR	805	3	NR	935	0	NR
420	42	NR	550	609	NR	680	117	NR	810	3	NR	940	0	NR
425	85	NR	555	615	NR	685	102	NR	815	3	NR	945	0	NR
430	165	NR	560	617	NR	690	89	NR	820	2	NR	950	1	NR
435	316	NR	565	617	NR	695	77	NR	825	2	NR	955	0	NR
440	497	NR	570	616	NR	700	67	NR	830	2	NR	960	0	NR
445	702	NR	575	613	NR	705	58	NR	835	2	NR	965	0	NR
450	981	NR	580	607	NR	710	50	NR	840	1	NR	970	0	NR
455	840	NR	585	598	NR	715	43	NR	845	1	NR	975	0	NR
460	446	NR	590	583	NR	720	36	NR	850	1	NR	980	0	NR
465	300	NR	595	566	NR	725	31	NR	855	1	NR	985	0	NR
470	215	NR	600	546	NR	730	26	NR	860	1	NR	990	0	NR
475	135	NR	605	521	NR	735	23	NR	865	1	NR	995	0	NR
480	105	NR	610	494	NR	740	20	NR	870	1	NR	1000	0	NR
485	106	NR	615	463	NR	745	18	NR	875	0	NR			

REPORT NUMBER: SP1-2411-284-3

Scotopic Flux vs. Wavelength



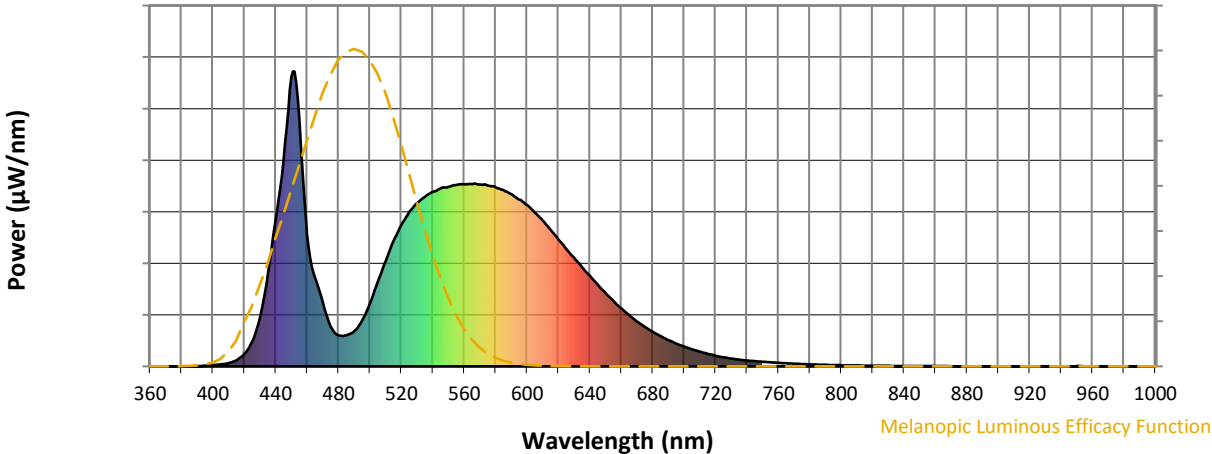
Scotopic Lumens: NR

S/P: 1.74

λ (nm)	Power W [^] /nm	Lumens (φ/nm)	λ (nm)	Power W [^] /nm	Lumens (φ/nm)	λ (nm)	Power W [^] /nm	Lumens (φ/nm)	λ (nm)	Power W [^] /nm	Lumens (φ/nm)	λ (nm)	Power W [^] /nm	Lumens (φ/nm)
360	0	NR	490	119	NR	620	430	NR	750	16	NR	880	0	NR
365	0	NR	495	156	NR	625	398	NR	755	14	NR	885	0	NR
370	0	NR	500	214	NR	630	368	NR	760	12	NR	890	0	NR
375	0	NR	505	286	NR	635	336	NR	765	11	NR	895	0	NR
380	0	NR	510	357	NR	640	306	NR	770	9	NR	900	0	NR
385	0	NR	515	425	NR	645	276	NR	775	8	NR	905	0	NR
390	1	NR	520	480	NR	650	248	NR	780	7	NR	910	0	NR
395	2	NR	525	523	NR	655	221	NR	785	6	NR	915	0	NR
400	4	NR	530	554	NR	660	196	NR	790	5	NR	920	0	NR
405	7	NR	535	575	NR	665	173	NR	795	4	NR	925	0	NR
410	11	NR	540	592	NR	670	152	NR	800	4	NR	930	0	NR
415	21	NR	545	603	NR	675	133	NR	805	3	NR	935	0	NR
420	42	NR	550	609	NR	680	117	NR	810	3	NR	940	0	NR
425	85	NR	555	615	NR	685	102	NR	815	3	NR	945	0	NR
430	165	NR	560	617	NR	690	89	NR	820	2	NR	950	1	NR
435	316	NR	565	617	NR	695	77	NR	825	2	NR	955	0	NR
440	497	NR	570	616	NR	700	67	NR	830	2	NR	960	0	NR
445	702	NR	575	613	NR	705	58	NR	835	2	NR	965	0	NR
450	981	NR	580	607	NR	710	50	NR	840	1	NR	970	0	NR
455	840	NR	585	598	NR	715	43	NR	845	1	NR	975	0	NR
460	446	NR	590	583	NR	720	36	NR	850	1	NR	980	0	NR
465	300	NR	595	566	NR	725	31	NR	855	1	NR	985	0	NR
470	215	NR	600	546	NR	730	26	NR	860	1	NR	990	0	NR
475	135	NR	605	521	NR	735	23	NR	865	1	NR	995	0	NR
480	105	NR	610	494	NR	740	20	NR	870	1	NR	1000	0	NR
485	106	NR	615	463	NR	745	18	NR	875	0	NR			

REPORT NUMBER: SP1-2411-284-3

Melanopic Flux vs. Wavelength



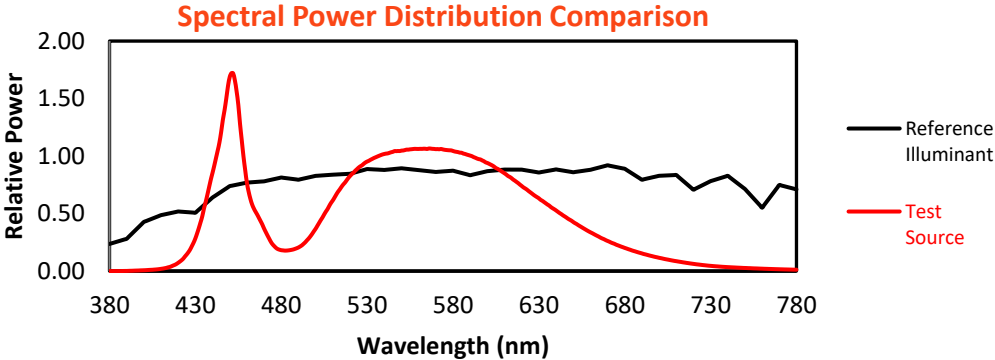
Melanopic Lumens: NR

M/P: 3.51

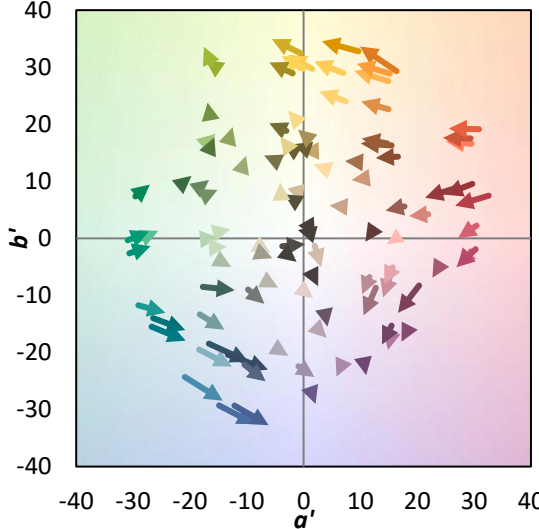
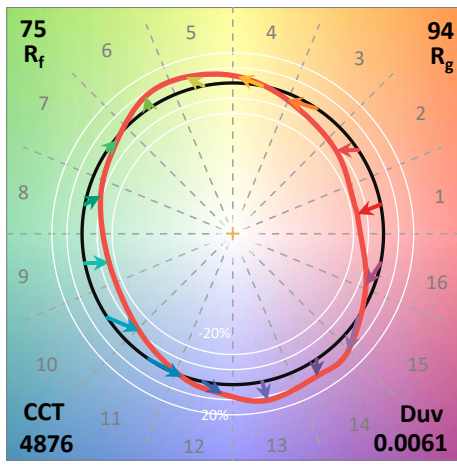
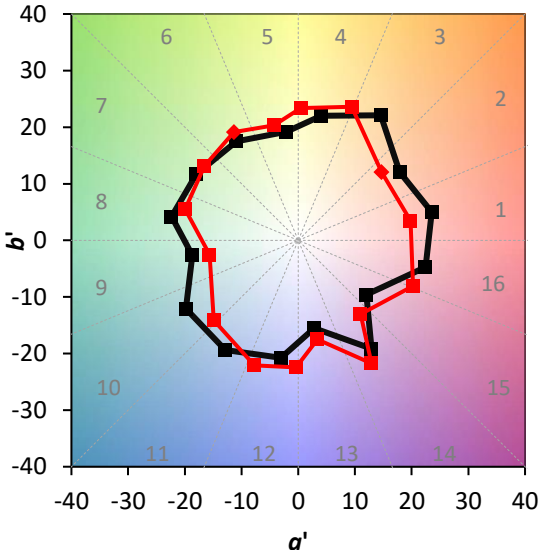
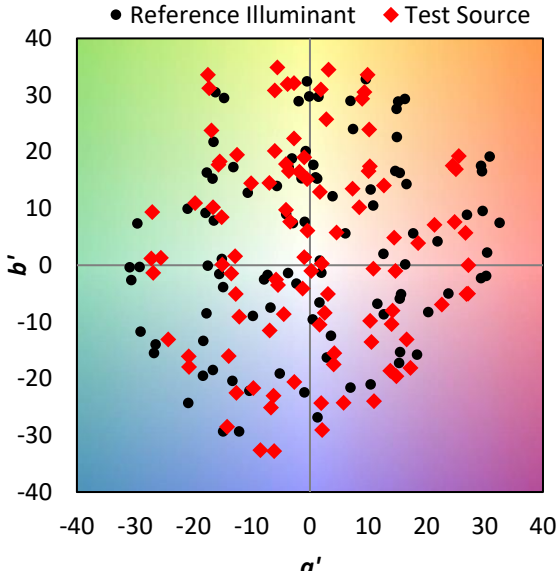
λ (nm)	Power W [^] /nm	Lumens (φ/nm)	λ (nm)	Power W [^] /nm	Lumens (φ/nm)	λ (nm)	Power W [^] /nm	Lumens (φ/nm)	λ (nm)	Power W [^] /nm	Lumens (φ/nm)	λ (nm)	Power W [^] /nm	Lumens (φ/nm)
360	0	NR	490	119	NR	620	430	NR	750	16	NR	880	0	NR
365	0	NR	495	156	NR	625	398	NR	755	14	NR	885	0	NR
370	0	NR	500	214	NR	630	368	NR	760	12	NR	890	0	NR
375	0	NR	505	286	NR	635	336	NR	765	11	NR	895	0	NR
380	0	NR	510	357	NR	640	306	NR	770	9	NR	900	0	NR
385	0	NR	515	425	NR	645	276	NR	775	8	NR	905	0	NR
390	1	NR	520	480	NR	650	248	NR	780	7	NR	910	0	NR
395	2	NR	525	523	NR	655	221	NR	785	6	NR	915	0	NR
400	4	NR	530	554	NR	660	196	NR	790	5	NR	920	0	NR
405	7	NR	535	575	NR	665	173	NR	795	4	NR	925	0	NR
410	11	NR	540	592	NR	670	152	NR	800	4	NR	930	0	NR
415	21	NR	545	603	NR	675	133	NR	805	3	NR	935	0	NR
420	42	NR	550	609	NR	680	117	NR	810	3	NR	940	0	NR
425	85	NR	555	615	NR	685	102	NR	815	3	NR	945	0	NR
430	165	NR	560	617	NR	690	89	NR	820	2	NR	950	1	NR
435	316	NR	565	617	NR	695	77	NR	825	2	NR	955	0	NR
440	497	NR	570	616	NR	700	67	NR	830	2	NR	960	0	NR
445	702	NR	575	613	NR	705	58	NR	835	2	NR	965	0	NR
450	981	NR	580	607	NR	710	50	NR	840	1	NR	970	0	NR
455	840	NR	585	598	NR	715	43	NR	845	1	NR	975	0	NR
460	446	NR	590	583	NR	720	36	NR	850	1	NR	980	0	NR
465	300	NR	595	566	NR	725	31	NR	855	1	NR	985	0	NR
470	215	NR	600	546	NR	730	26	NR	860	1	NR	990	0	NR
475	135	NR	605	521	NR	735	23	NR	865	1	NR	995	0	NR
480	105	NR	610	494	NR	740	20	NR	870	1	NR	1000	0	NR
485	106	NR	615	463	NR	745	18	NR	875	0	NR			

Summary

$R_f = 74.6$
 $R_g = 94.4$
 $CIE R_a = 72.6$
 $R_9 = -24.6$

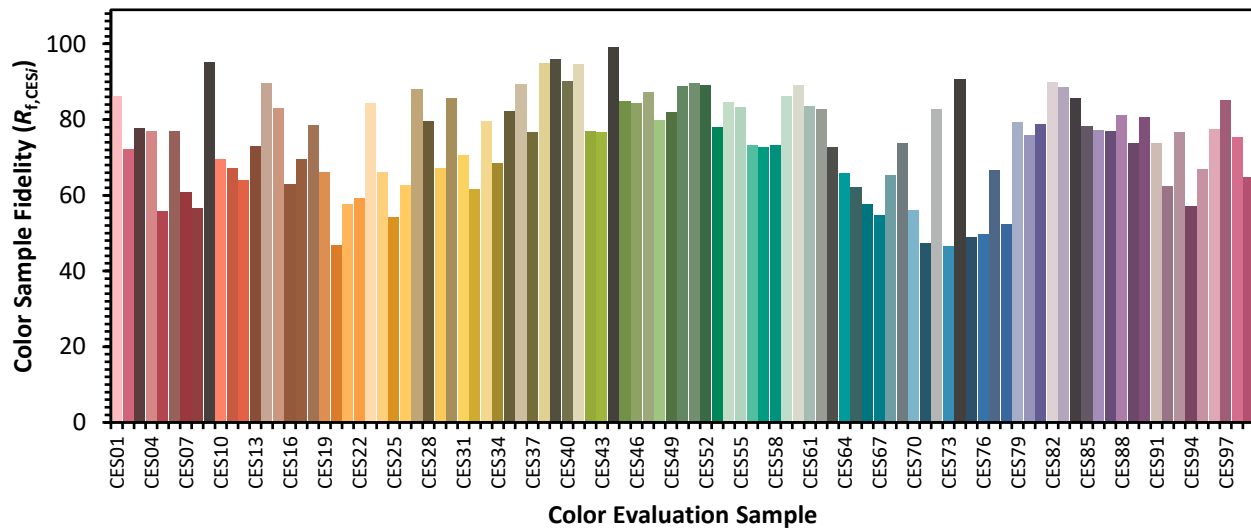


Color Vector Graphics

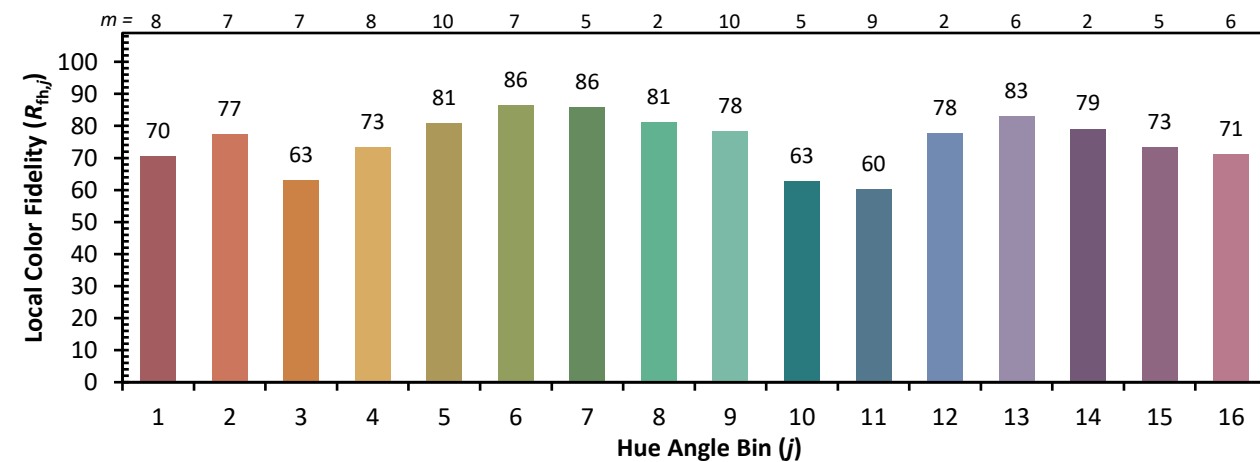
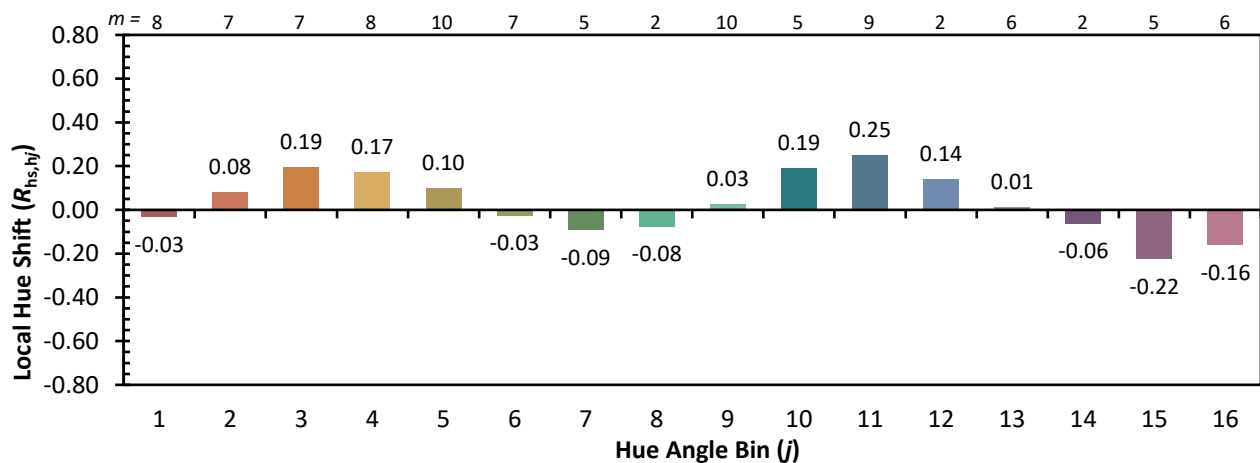
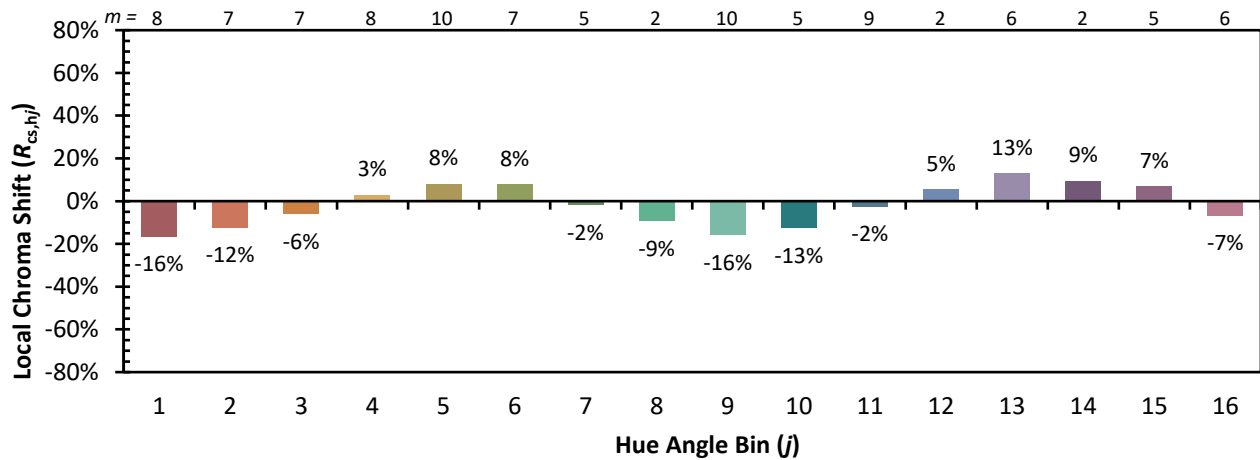


Individual Sample Fidelity Index ($R_{f,i}$)

CES01 = 85	CES26 = 63	CES51 = 90	CES76 = 50
CES02 = 59	CES27 = 88	CES52 = 89	CES77 = 67
CES03 = 30	CES28 = 80	CES53 = 78	CES78 = 52
CES04 = 69	CES29 = 67	CES54 = 85	CES79 = 79
CES05 = 46	CES30 = 86	CES55 = 83	CES80 = 76
CES06 = 50	CES31 = 70	CES56 = 73	CES81 = 79
CES07 = 39	CES32 = 62	CES57 = 73	CES82 = 90
CES08 = 38	CES33 = 80	CES58 = 73	CES83 = 89
CES09 = 29	CES34 = 69	CES59 = 86	CES84 = 86
CES10 = 72	CES35 = 82	CES60 = 89	CES85 = 78
CES11 = 55	CES36 = 89	CES61 = 83	CES86 = 77
CES12 = 61	CES37 = 77	CES62 = 83	CES87 = 77
CES13 = 41	CES38 = 95	CES63 = 73	CES88 = 81
CES14 = 74	CES39 = 96	CES64 = 66	CES89 = 74
CES15 = 70	CES40 = 90	CES65 = 62	CES90 = 81
CES16 = 46	CES41 = 95	CES66 = 58	CES91 = 74
CES17 = 49	CES42 = 77	CES67 = 55	CES92 = 62
CES18 = 55	CES43 = 77	CES68 = 65	CES93 = 77
CES19 = 71	CES44 = 99	CES69 = 74	CES94 = 57
CES20 = 64	CES45 = 85	CES70 = 56	CES95 = 67
CES21 = 85	CES46 = 84	CES71 = 47	CES96 = 77
CES22 = 77	CES47 = 87	CES72 = 83	CES97 = 85
CES23 = 91	CES48 = 80	CES73 = 46	CES98 = 75
CES24 = 90	CES49 = 82	CES74 = 91	CES99 = 65
CES25 = 71	CES50 = 89	CES75 = 49	



Color Rendition by Hue-Angle Bin



Measure Comparisons



(END OF REPORT)